



Contents

1. Introduction and Contacts.....	P1
2. Qualifications Pack.....	P2
3 Glossary of Key terms.....	P3
4. OS Units.....	P5
5. Assessment Criterion.....	P20

What are Occupational Standards(OS)?

- OS describe what individuals need to do, know and understand in order to carry out a particular job role or function
- OS are performance standards that individuals must achieve when carrying out functions in the workplace, together with specifications of the underpinning knowledge and understanding

Contact Us:

ASDC, NEW DELHI

E-mail:

SKC.ASDC@gmail.com



Introduction

Qualifications Pack- Forklift Operator/Driver

SECTOR: AUTOMOTIVE

SUB-SECTOR: ROAD TRANSPORTATION

OCCUPATION: DRIVING

JOB ROLE : FORK LIFT OPERATOR *or* DRIVER


REFERENCE ID: ASC/Q9707

ALIGNED TO : NCO-2004/ 8324.20

Brief Job Description: Individuals at this job need to operate a forklift for loading and unloading heavy raw materials, parts, assemblies and finished goods within the shop floor and in stores/warehouse for various manufacturing processes of an organization.

Personal Attributes: This job requires the individual to drive continuously for long hours in physically demanding conditions on the shop floor. Individual must be physically fit and have a good sense of balance, ability to judge distances and good eye-hand-foot coordination. The individual should also be able to demonstrate skills for information ordering, oral expression and comprehension.

Job Details	Qualifications Pack Code	ASC/Q9707		
	Job Role	Forklift Driver		
	Credits(NSQF) [OPTIONAL]	TBD	Version number	1.0
	Sector	Automotive	Drafted on	13/06/13
	Sub-sector	Road Transportation	Last reviewed on	14/04/14
	Occupation	Driving	Next review date	30/07/15

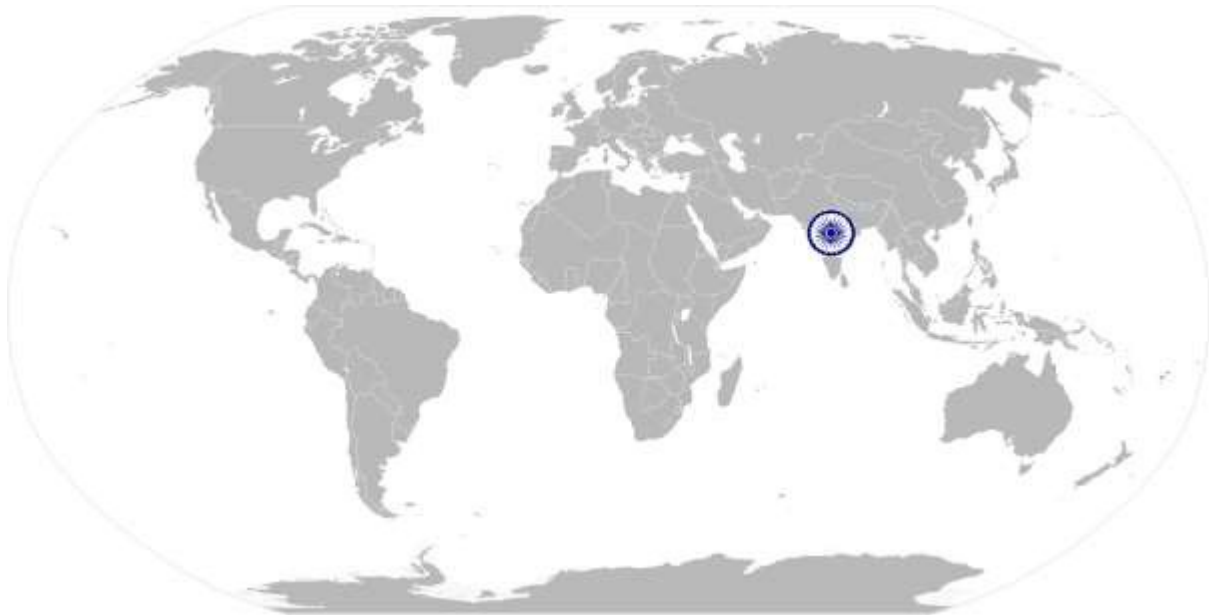
Job Role	Forklift Driver
Role Description	Moving heavy materials on the shop floor using forklift
NSQF level	4
Minimum Educational Qualifications*	Class 8 th
Maximum Educational Qualifications*	Not Applicable
Training (Suggested but not mandatory)	<ul style="list-style-type: none"> ASDC Forklift Driver module Compulsory: laws and regulations related to warehouse safety standards , training certificate in forklift driving
Experience	<ul style="list-style-type: none"> ASDC Driving Level 4 Certificate or minimum 2-3 years in driving any vehicle/forklift
Applicable National Occupational Standards (NOS)	<p>Compulsory:</p> <p>ASC/N9712. Ensure that the forklift is fit for use</p> <p>ASC/N9713. Load and unload the materials safely</p> <p>ASC/N9714. Ensure safe and healthy working practices</p> <p>Optional:</p> <p>N.A.</p>
Performance Criteria	As described in the relevant OS units
QP Adopted by	 <p>This Qualification Pack has been adopted by Logistics Sector Skill Council. The assessment criteria has been revised as per the requirements of Logistics Sector Skill Council</p>

Acronym	Keywords /Terms	Description
	Sector	Sector is a conglomeration of different business operations having similar business and interests. It may also be defined as a distinct subset of the economy whose components share similar characteristics and interests
	Sub-sector	Sub-sector is derived from a further breakdown based on the characteristics and interests of its components.
	Occupation	Occupation is a set of job roles, which perform similar/ related set of functions in an industry.
	Function	Function is an activity necessary for achieving the key purpose of the sector, occupation, or an area of work, which can be carried out by a person or a group of persons. Functions are identified through functional analysis and form the basis of OS.
	Sub-function	Sub-functions are sub-activities essential to fulfill the achieving the objectives of the function.
	Job role	Job role defines a unique set of functions that together form a unique employment opportunity in an organization.
	Occupational Standards (OS)	OS specify the standards of performance an individual must achieve when carrying out a function in the workplace, together with the knowledge and understanding they need to meet that standard consistently. Occupational Standards are applicable both in the Indian and global contexts.
	Performance Criteria	Performance criteria are statements that together specify the standard of performance required when carrying out a task.
	National Occupational Standards (OS)	NOS are occupational standards which apply uniquely in the Indian context.
	Qualifications Pack (QP)	QP comprises the set of OS, together with the educational, training and other criteria required to perform a job role. A QP is assigned a unique qualifications pack code.
	Unit Code	Unit code is a unique identifier for an Occupational Standard, which is denoted by an 'N'
	Unit Title	Unit title gives a clear overall statement about what the incumbent should be able to do.
	Description	Description gives a short summary of the unit content. This would be helpful to anyone searching on a database to verify that this is the appropriate OS they are looking for.
	Scope	Scope is a set of statements specifying the range of variables that an individual may have to deal with in carrying out the function which have a critical impact on quality of performance required.
Knowledge and Understanding	Knowledge and understanding are statements which together specify the technical, generic, professional and organizational specific knowledge that an individual needs in order to perform to the required standard.	
Organizational Context	Organizational context includes the way the organization is structured and how it operates, including the extent of operative knowledge managers have of their relevant areas of responsibility.	

Technical Knowledge	Technical knowledge is the specific knowledge needed to accomplish specific designated responsibilities.
Core Skills/ Generic Skills	Core skills or generic skills are a group of skills that are the key to learning and working in today's world. These skills are typically needed in any work environment in today's world. These skills are typically needed in any work environment. In the context of the OS, these include communication related skills that are applicable to most job roles.
Keywords /Terms	Description
NOS	National Occupational Standard(s)
NVQF	National Vocational Qualifications Framework
NSQF	National Skills Qualifications Framework
NVEQF	National Vocational Education Qualifications Framework
QP	Qualifications Pack

ASC/N9712 Ensure that the forklift is fit for use

National Occupational Standards



Overview

This unit is about assessing and ensuring that the forklift is fit for being used on shop floor. The assessment would include pre-drive evaluation as well as compliance related guidelines.

ASC/N9712 Ensure that the forklift is fit for use

National Occupational

Unit Code	ASC/N9712
Unit Title (Task)	Ensure that the forklift is fit for use
Description	This OS unit is about the driver ensuring that the forklift is fit and ready for use on shop floor. He is responsible to check thoroughly before starting the daily work.
Scope	<p>This unit/ task covers the following:</p> <ul style="list-style-type: none"> • technical inspection of forklift • basic operational check before start of work • Additional HSE requirements
Performance Criteria(PC) w.r.t. the Scope	
Element	Performance Criteria
Pre-drive inspection	<p>To be competent , the user/individual must be able to:</p> <p>PC1. visually check the forklift before starting for:</p> <ul style="list-style-type: none"> • Engine oil level, fuel level, radiator water level (LPG, gas and diesel forklifts). • Battery is fully charged; check cables for exposed wires; battery plug connections not loose, worn or dirty; vent caps not clogged; (battery operated FLT's) • electrolyte levels in cells; hold-downs or brackets to keep battery securely in place • Bolts, nuts, guards, chains, or hydraulic hose reels are not damaged, missing or loose • Wheels and tires for wear, damage and air pressure, if pneumatic tires • Forks are not bent; no cracks present; positioning latches are in good working condition; carriage teeth not broken, chipped or worn • Chain anchor pins are not worn, loose or bent • Fluid Leaks - no damp spots or drips • Hoses are held securely; not loose, crimped, worn or rubbing • Horn is working and loud enough to be heard in working environment; other warning devices operational • Lights - head lights and warning lights operational

ASC/N9712 Ensure that the forklift is fit for use

Basic operational check before the start of work	<p>To be competent , the user/individual must be able to :</p> <p>PC2. check the following components of forklift for operational ease:</p> <ul style="list-style-type: none"> • Foot Brake – that pedal holds and unit stops smoothly • Parking Brake –that brake holds against slight acceleration • Seat Brake – that brake holds when operator rises from seat • Clutch and Gearshift – shifts smoothly with no jumping or jerking • Dash Control Panel –that all lights and gauges are operational • Steering – moves smoothly • Lift Mechanism – operates smoothly (check by raising forks to maximum height then lowering forks completely) • Tilt Mechanism – moves smoothly and holds (check by tilting mast all the way forward and backward) • Cylinders and Hoses – not leaking after above checks • Listen for any unusual sounds or noises <p>PC3. start the forklift and check for the following once again:</p> <ul style="list-style-type: none"> • check that all warning devices operate (horn, indicator lights, rear and brake lights and the reverse alarm) • check that the mast tilts forward and back correctly and that the mast extends ensure following preventive maintenance schedules as per laid down guidelines.
Escalation of technical problem	<p>To be competent , the user/individual must be able to:</p> <p>PC4. report actual or possible defects to the supervisor in enough detail so they can diagnose the problem</p> <p>PC5. in consultation with superiors conclude about the fitness of forklift and if found unfit to decide to use another forklift.</p>
Knowledge and Understanding (K)	
A. Organizational Context (Knowledge of the company / organization and its processes)	<p>The user/individual on the job needs to know and understand:</p> <p>KA1. company’s policies on: safety policies and procedures; warehouse safety standards; basic compliance to technical requirements and standards; safety and hazards</p> <p>KA2. organization structure</p> <p>KA3. escalation procedure</p>
Skills (S) [Optional]	



ASC/N9712 Ensure that the forklift is fit for use

A. Core Skills/ Generic Skills	Basic reading and writing skills
	The user/ individual on the job needs to know and understand how to: SA1. read and understand technical standards of forklift operation in terms of safety precautions to be taken for driving with unladen/ laden condition , in narrow isles, congested environment & for loading unloading material using hoist/ forks
	Communication skills
	The user/individual on the job needs to know and understand how to: SA2.follow supervisors instructions while using the forklift
A. Professional Skills	Decision making
	The user/individual on the job needs to make decisions on : SA3.when not to use the forklift due to technical and/or compliance related issues
	Reflective thinking
	The user/individual on the job needs to know and understand: SA4.how to learn from past mistakes and identify potential problems



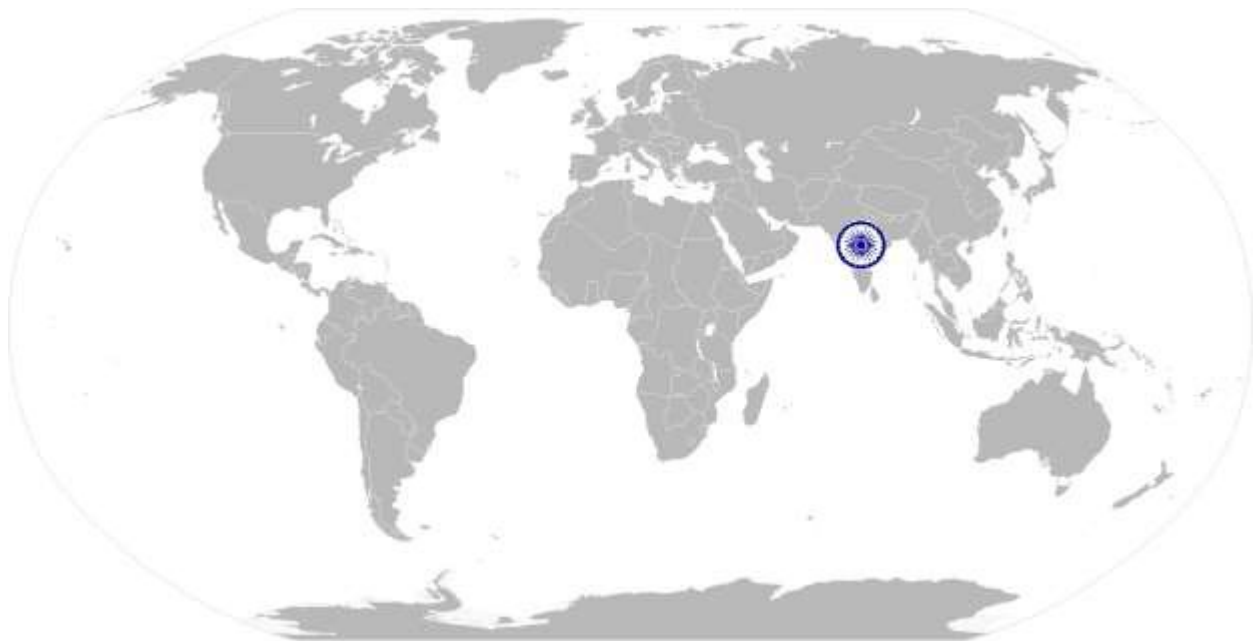
ASC/N9712 Ensure that the forklift is fit for use

NOS Version Control

NOS Code	ASC/N9712		
Credits(NVEQF/NVQF/NSQF) [OPTIONAL]	TBD	Version number	1.0
Industry	Automotive	Drafted on	13/06/13
Industry Sub-sector	Road Transportation	Last reviewed on	30/07/13
Occupation	Driving	Next review date	30/07/15

ASC/N9713 Load / unload the materials safely

National Occupational Standards



Overview

This unit is about safely operating the forklift for movement of the heavy materials on the shop floor.

ASC/N9713 Load / unload the materials safely

National Occupational Standard	Unit Code	ASC/N9713
	Unit Title (Task)	Load / unload the materials safely
	Description	This OS unit is about the forklift driver coordinating with the shop floor personnel for safely moving the heavy raw materials, parts, assemblies, finished goods on the shop floor
	Scope	<p>The unit/ task covers the following:</p> <ul style="list-style-type: none"> • Start-up procedure for forklift • movement of the materials and placing it at its designated shop floor location • parking the forklift • escalation of problems to supervisor/reporting
	Performance Criteria(PC) w.r.t. the Scope	
Element	Performance Criteria	
Start-up procedure for forklift	<p>To be competent, the user/individual on the job must be able to:</p> <p>PC1. follow the procedure for starting the forklift :</p> <ul style="list-style-type: none"> • fasten the seatbelt • check that the park brake is engaged • check that transmission control lever is in neutral position and safety locks are on(if fitted) and all attachment controls are in the neutral position • check that the throttle control or accelerator pedal is pushed past any constriction that may be fitted and is in the low idle position • turn the ignition switch to start the engine. If it fails to start within approximately 10 seconds, allow the starter to cool down and try again; in cold conditions pre-heating may be required • check all gauges for correct operation • allow the engine and components to warm up to operating temperature for approximately 5 minutes before operating. During this period operate all attachment controls checking for correct operation, unusual noises and any vibrations • re-check all gauges, horn and warning lights for correct operation • ensure that the area is clear of all personnel and equipment before moving • drive the forklift to the desired location 	
Movement of materials	<p>To be competent, the user/individual on the job must be able to:</p> <p>PC2. drive the forklift near to the storage location where the material is kept; be it at the shop floor or the stores/warehouse</p>	

ASC/N9713 Load / unload the materials safely

	<p>PC3. Lower the forks while keeping the mast in upright condition</p> <p>PC4. Level the fork before inserting it into the pallet.</p> <p>PC5. Insert the fork all the way under the material.</p> <p>PC6. Adjust the fork as wide as possible to fit the load and to provide more even distribution of weight.</p> <p>PC7. Ensure that the material on pallets is stable, neat, cross-tied if possible and evenly distributed</p> <p>PC8. Tilt loads backwards</p> <p>PC9. Travel with forks as low as possible from the floor and tilted back</p> <p>PC10. Match speed to driving, load and workplace conditions</p> <p>PC11. Reach the designated location steering clear of any obstacles, material etc. and being on the designated isles.</p> <p>PC12. Lower the forks as slowly as possible until the pallet touches the ground</p> <p>PC13. Rest the pallet on ground and slowly start removing forks out of the pallet Ensuring that the material is not being damaged</p> <p>PC14. Afterwards, again lift the forks slightly above the ground and drive it back to the next destination. Take care not to meet with any obstacles as in the unladen condition the FLT balance is rear heavy.</p> <p>PC15. Repeat PC1. to PC14. till all the materials have been moved and stored at the respective locations</p>
Parking of the forklift	<p>To be competent, the user/individual on the job must be able to:</p> <p>PC16. Once the job is over, reach the parking area and park the forklift with the forks and attachments (if any) touching the ground</p> <p>PC17. Place all attachment control levers in the neutral or hold position.</p> <p>PC18. Do not allow lift chains to go slack, as they may jump clear of the top carrier rollers.</p> <p>PC19. Place the transmission and forward reverse levers into the neutral position and apply any safety locks.</p> <p>PC20. Apply park brake.</p> <p>PC21. If it is an LPG powered forklift, turn off the fuel isolating valve as this prevents a buildup of explosive gases prior to starting up again</p> <p>PC22. Switch off the ignition</p>
Escalation of problems	<p>To be competent, the user/individual on the job must be able to inform about:</p> <p>PC23. Inform about anything that affects the normal operation of the forklift and tell the supervisor immediately</p>
Knowledge and Understanding (K)	

ASC/N9713 Load / unload the materials safely

A. Organizational Context (Knowledge of the company / organization and its processes)	The user/individual on the job needs to know and understand: KA1. Company's policies on: safety policies and procedures; warehouse safety standards; basic compliance to technical requirements and standards; safety and hazards KA2. Storage locations, loading unloading points (shop, dispatch etc.) KA3. Maintenance responsibility (Preventive with driver) KA4. Escalation procedures
B. Technical Knowledge	The individual on the job needs to have knowledge of: KB1. Material storage location layout of the plant KB2. Safety measures to be taken while driving the forklift KB3. Proper direction for tilting the load for safe driving on shop floor KB4. The emergency exits and the doorways location in shop floor
Skills (S) [Optional]	
A. Core Skills/ Generic Skills	Basic reading and writing skills
	The user/ individual on the job should be able to read the: SA1. The signboards mentioning about the safety precautions displayed on the shop floor SA2. Information written on the packaging labels of materials
	Communication skills
	The user/individual on the job needs to know and understand how to communicate with: SA3. Shop floor personnel for guiding him properly to lift the materials SA4. Supervisor in case of any issue observed while material loading/unloading



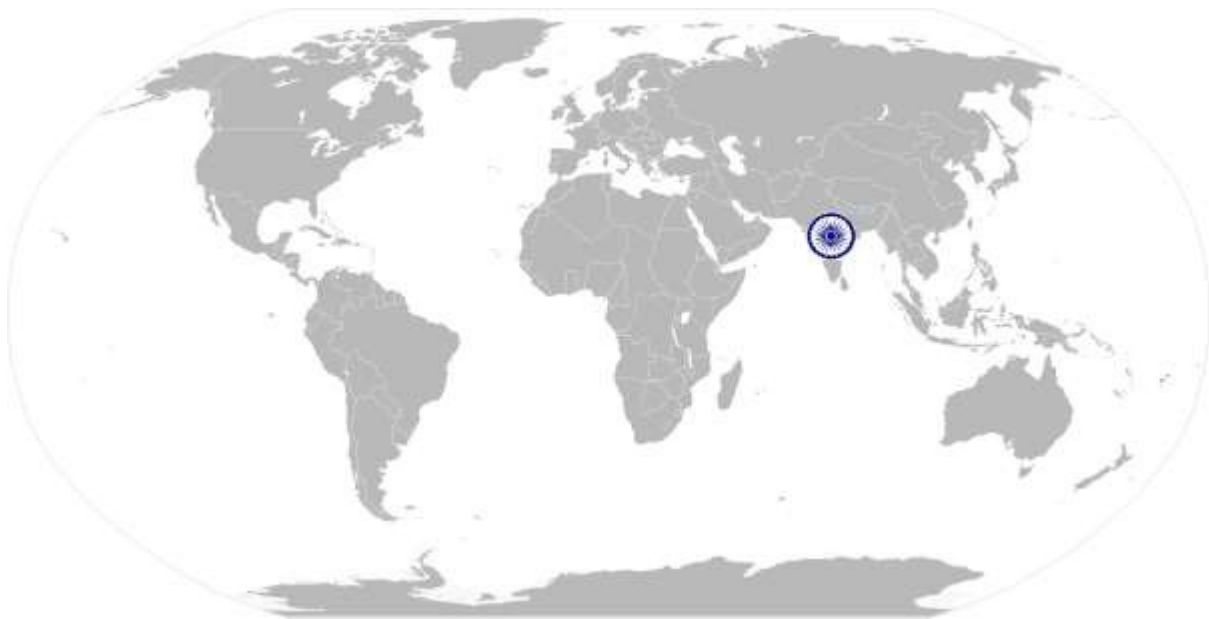
ASC/N9713 Load / unload the materials safely

NOS Version Control

NOS Code	ASC/N9713		
Credits(NVEQF/NVQF/NSQF) [OPTIONAL]	TBD	Version number	1.0
Industry	Automotive	Drafted on	13/06/13
Industry Sub-sector	Road Transportation	Last reviewed on	30/07/13
Occupation	Driving	Next review date	30/07/15

ASC/N9714 Ensure safe and healthy working practices

National Occupational Standards



Overview

This unit is about commitment towards reporting potential hazards, taking preventive measures to contain accidents in order to make the work environment safe and clean for self and people working on the shop floor.

ASC/N 9714 Ensure safe and healthy working practices

National Occupational Standard	Unit Code	ASC/N9714
	Unit Title (Task)	Ensure safe and healthy working practices (as a FLT driver)
	Description	This OS unit is about being aware of, communicating and taking steps towards minimizing potential hazards and dangers of accidents on the job and maintaining a clean work environment
	Scope	<p>This unit/ task covers the following:</p> <ul style="list-style-type: none"> ▪ identification of potential sources of safety issues in driving ▪ follow standard safety standards ▪ communicate to reporting supervisor about safety issues ▪ handling of emergency situations such as accident, fire, passenger, client related issues
	Performance Criteria (PC) w.r.t. the Scope	
Element	Performance Criteria	
Potential safety issues	<p>To be competent, the user/individual on the job must be able to:</p> <p>PC1. In case of a fuel leak occurrence or suspicion, immediately stop the machine, tag the area around the leak and inform the supervisor</p> <p>PC2. Inform the shop floor personnel in case of more than maximum load put on the forks of the forklift/ imbalance in load kept on the forks.</p> <p>PC3. in case of accident, rush the person to the in-house medical centre immediately inform the supervisor</p> <p>PC4. Vacate the premises in case of fire and immediately inform the supervisor</p>	
Standard safety standards	<p>To be competent, the user/individual on the job must be able to follow the standards for safety as mentioned below:</p> <p>PC5. Know the recommended load limit of the forklift and never exceed it.</p> <p>PC6. Know how to assess the weight of the load to be lifted.</p> <p>PC7. Do a visual and operational check of the forklift at the start of the shift.</p> <p>PC8. Check for adequate overhead clearance before raising the load.</p> <p>PC9. operate the equipment smoothly when stopping, starting, lifting and tilting.</p> <p>PC10. Know the blind spots of the lift truck with and without a load.</p> <p>PC11. Keep pedestrians away from a forklift inoperation.</p> <p>PC12. Stop when anyone crosses the route being travelled. Lower the load to the floor, and wait until clear.</p> <p>PC13. Operate only as fast as conditions safely permit.</p> <p>PC14. Wear leather gloves when moving or shifting loads</p>	

ASC/N 9714 Ensure safe and healthy working practices

	<p>PC15. Wear fully laced safety boots to give impact protection when moving loads or skids and to provide ankle support</p> <p>PC16. Remain alert and prepare for the unexpected</p> <p>PC17. Ensure that the shop floor area where forklift is operating is free from oil spots, wet spots, loose objects, holes, rough surfaces, people and other vehicles</p> <p>PC18. Keep hands, arms, head, feet and legs inside the confines of a moving forklift.</p> <p>PC19. Stay in the truck in case of overturn</p>
<p>Limit damage to people and public</p>	<p>To be competent, the user/individual on the job must be able to:</p> <p>PC20. Stop when anyone crosses the route being travelled. Lower the load to the floor, and wait until clear</p> <p>PC21. Sound horn before moving on shop floor</p> <p>PC22. Take care not to let the FLT / or load touch obstacles while driving</p> <p>PC23. Eliminate usage of damaged bins</p>
<p>Knowledge and Understanding (K)</p>	
<p>A. Organizational Context (Knowledge of the company / organization and its processes)</p>	<p>The user/individual on the job needs to know and understand:</p> <p>KA1. Organization’s instructions or guidelines relating to dealing with and reporting safety and emergency issues</p> <p>KA2. What action you can take, and are authorized to take, to limit danger</p> <p>KA3. Methods of effective and appropriate communication to let others know about the safety, cleanliness and emergency situations</p> <p>KA4. Where and how to get help in dealing with safety and emergency situations</p>
<p>B. Technical Knowledge</p>	<p>The individual on the job needs to know and understand:</p> <p>KA5. How to use appropriate equipment and alarm systems to limit danger</p>
<p>Skills (S) [Optional]</p>	
<p>A. Core Skills/ Generic Skills</p>	<p>Communication skills</p>
	<p>The user/ individual on the job needs to know and understand how to:</p> <p>SA1. Effectively communicate the safety, cleanliness and emergency issues</p>
	<p>Organizing skills</p>
<p>The user/ individual on the job needs to know and understand how to:</p> <p>SA2. Keep the work environment clean</p>	
<p>B. Professional Skills</p>	<p>Decision making</p>
	<p>The user/ individual on the job needs to know and understand how to:</p> <p>SB1. Report potential sources of danger</p> <p>SB2. Follow prescribed procedure to address safety and emergency issues</p>
	<p>Reflective thinking</p>
	<p>The user/individual on the job needs to know and understand how to:</p> <p>SB3. Learn from past mistakes regarding use of safety and emergency issues</p>



ASC/N 9714 Ensure safe and healthy working practices

	Critical thinking
	The user/individual on the job needs to know and understand how to: SB4. spot safety and cleanliness issues



ASC/N 9714 Ensure safe and healthy working practices

NOS Version Control

NOS Code	ASC/N9714		
Credits(NVEQF/NVQF/NSQF) [OPTIONAL]	TBD	Version number	1.0
Industry	Automotive	Drafted on	13/06/13
Industry Sub-sector	Road Transportation	Last reviewed on	30/07/13
Occupation	Driving	Next review date	30/07/15

Qualifications Pack for Fork Lift Driver

PERFORMANCE CRITERIA

Job Role: Fork Lift Operator / Driver L4

Qualification Pack: ASC/Q 9707

Originating Sector Skill Council: ASDC

Adopting Sector Skill Council: LSC

1. Criteria for assessment for each Qualification Pack will be created by the Sector Skill Council. Each Performance Criteria (PC) will be assigned marks proportional to its importance in NOS. SSC will also lay down proportion of marks for Theory and Skills Practical for each PC.
2. The assessment for the theory part will be based on knowledge bank of questions created by the SSC.
3. Individual assessment agencies will create unique question papers for theory and skill practical part for each candidate at each examination/training center.
4. To pass the Qualification Pack, every trainee should score a minimum of 40% in every NOS overall 50% pass percentage.
5. In case of successfully passing only certain number of NOS's, the trainee is eligible to take subsequent assessment on the balance NOS's to pass the Qualification Pack.

		Marks Allocation			
		Total Marks	Out of	Theory	Skills Practical
1. ASC/N9712. (Ensure that the forklift is fit for use)	PC1. visually check the forklift before starting for:	100	20	5	15
	PC2. check the following components of forklift for operational ease:		20	5	15
	PC3. start the forklift and check for the following once again:		20	5	15
	PC4. report actual or possible defects to the supervisor in enough detail so they can diagnose the problem		20	5	15
	PC5. In consultation with superiors conclude about the fitness of forklift and if found unfit to decide to use another forklift.		20	5	15
			Total	100	25

Qualifications Pack for Fork Lift Driver

		Total Marks	Out of	Marks Allocation	
				Theory	Skills Practical
2. ASC/N9713. (Load and unload the materials safely)	PC1. follow the procedure for starting the forklift :	100	5	1	4
	PC2. drive the forklift near to the storage location where the material is kept; be it at the shop floor or the stores/warehouse		5	1	4
	PC3. lower the forks while keeping the mast in upright condition		5	1	4
	PC4. Level the fork before inserting it into the pallet.		5	1	4
	PC5. Insert the fork all the way under the material.		5	1	4
	PC6. Adjust the fork as wide as possible to fit the load and to provide more even distribution of weight.		5	1	4
	PC7. ensure that the material on pallets is stable, neat, cross-tied if possible and evenly distributed		5	1	4
	PC8. tilt loads backwards		5	1	4
	PC9. Travel with forks as low as possible from the floor and tilted back PC10.		5	1	4
	PC10. match speed to driving, load and workplace conditions		5	1	4
	PC11. Reach the designated location steering clear of any obstacles, material etc. and being on the designated isles.		2	1	1
	PC12. lower the forks as slowly as possible until the pallet touches the ground PC13		5	2	3
	PC13. rest the pallet on ground and slowly start removing forks out of the pallet		2	1	1

Qualifications Pack for Fork Lift Driver

		Total Marks	Out of	Marks Allocation	
				Theory	Skills Practical
	ensuring that the material is not being damaged				
	PC14. Afterwards, again lift the forks slightly above the ground and drive it back to the next destination. Take care not to meet with any obstacles as in the unladen condition the FLT balance is rear heavy.		5	2	3
	PC15. repeat Pc1. to Pc14. till all the materials have been moved and stored at the respective locations		3	1	2
	PC16. once the job is over , reach the parking area and park the forklift with the forks and attachments (if any) touching the ground		2	1	1
	PC17. Place all attachment control levers in the neutral or hold position.		3	1	2
	PC18. Do not allow lift chains to go slack, as they may jump clear of the top carrier rollers.		3	1	2
	PC19. Place the transmission and forward reverse levers into the neutral position and apply any safety locks.		5	2	3
	PC20. Apply park brake.		5	2	3
	PC21. if it is an LPG powered forklift, turn off the fuel isolating valve as this prevents a buildup of explosive gases prior to starting up again		5	2	3
	PC22. switch off the ignition		5	2	3
	PC23. inform about anything that affects the normal operation of the forklift and tell		5	2	3

Qualifications Pack for Fork Lift Driver

		Total Marks	Out of	Marks Allocation	
				Theory	Skills Practical
	the supervisor immediately				
		Total	100	30	70
3. ASC/N9714. (Ensure safe and healthy working practices)	PC1. in case of a fuel leak occurrence or suspicion, immediately stop the machine, tag the area around the leak and inform the supervisor	100	2	1	1
	PC2. inform the shop floor personnel in case of more than maximum load put on the forks of the forklift/ imbalance in load kept on the forks.		2	1	1
	PC3. in case of accident, rush the person to the in-house medical centre immediately inform the supervisor		2	1	1
	PC4. vacate the premises in case of fire and immediately inform the supervisor		5	1	4
	PC5. Know the recommended load limit of the forklift and never exceed it. PC6.		5	2	3
	PC6. Know how to assess the weight of the load to be lifted.		5	2	3
	PC7. Do a visual and operational check of the forklift at the start of the shift.		5	2	3
	PC8. Check for adequate overhead clearance before raising the load.		5	2	3
	PC9. Operate the equipment smoothly when stopping, starting, lifting and tilting.		5	2	3
	PC10. Know the blind spots of the lift truck with and without a load.		5	1	4
	PC11. Keep pedestrians away from a forklift in operation.		5	1	4
	PC12. Stop when anyone crosses the route		5	1	4

Qualifications Pack for Fork Lift Driver

		Marks Allocation			
		Total Marks	Out of	Theory	Skills Practical
	being travelled. Lower the load to the floor, and wait until clear.				
	PC13. operate only as fast as conditions safely permit		5	1	4
	PC14. wear leather gloves when moving or shifting loads		5	1	4
	PC15. wear fully laced safety boots to give impact protection when moving loads or skids and to provide ankle support		5	1	4
	PC16. remain alert and prepare for the unexpected		5	1	4
	PC17. ensure that the shop floor area where forklift is operating is free from oil spots, wet spots, loose objects, holes, rough surfaces, people and other vehicles		5	1	4
	PC18. Keep hands, arms, head, feet and legs inside the confines of a moving forklift. PC19. stay in the truck in case of overturn		5	1	4
	PC19. stay in the truck in case of overturn		5	1	4
	PC20. Stop when anyone crosses the route being travelled. Lower the load to the floor, and wait until clear		5	2	3
	PC21. sound horn before moving on shop floor		5	2	3
	PC22. take care not to let the FLT / or load touch obstacles while driving		2	1	1
	PC23. eliminate usage of damaged bins		2	1	1
		Total	100	30	70